

Scaled data based on original data using
LM-79-08 Approved Method: Electrical and Photometric Measurements of Solid-
State Lighting Products

Test Report Prepared for
Cooper Lighting Solutions
(formerly Eaton)

Brand: McGRAW-EDISON

Report Number: P385474

Luminaire Tested: **GWC-SA1A-730-U-T3-HSS**

Issue Date: 3/3/2020

Test Information

Test Method: LM-79-08
Report Number: P385474
TEST IS SCALED FROM IESNA LM-79-08 TEST DATA (G2-1903-205-15)
Test Lab: INNOVATION CENTER
Issue Date: 3/3/2020
Manufacturer: COOPER LIGHTING SOLUTIONS (FORMERLY EATON)
Product Line: MCGRAW-EDISON
Catalog Number: GWC-SA1A-730-U-T3-HSS
Description: GALLEON WALL LUMINAIRE
(1) 70 CRI, 3000K, 615mA LIGHTSQUARE WITH 16 LEDS AND TYPE III OPTICS
WITH HOUSE SIDE SHIELD
Light Source: -
Ballast/Driver: ELECTRONIC DRIVER

Summary

Lumens per Lamp: N/A
Luminaire Lumens: 3303 lumens
Efficiency: N/A
Efficacy: 97.1 lumens/watt
Luminous Opening: Rectangular (W 0.5' x L: 0.5' x H: 0')
IES Classification: Type III - Short
BUG Rating: B1 - U0 - G1

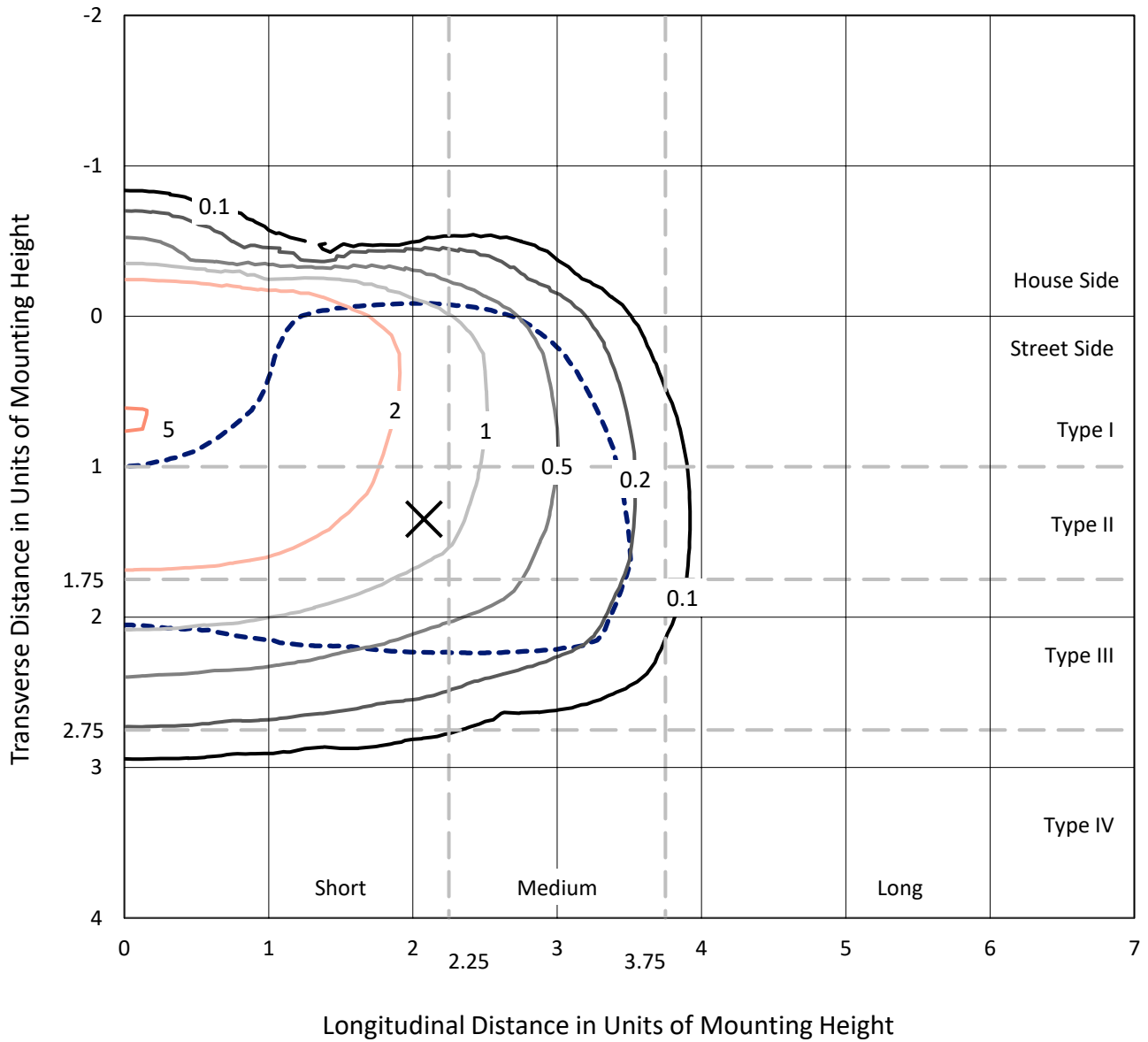
Input Watts (W): 34
Input Voltage (V): NR
Input Current (A_{in}): NR
Voltage Rise (V): NR
Power Factor: NR
Total Harmonic Distortion (THDi): NR
Frequency (hertz): 60
Stabilization Time: NR
Operation Time: NR
Ambient Temperature (°C): NR
Test Distance: 24 FT



REPORT NUMBER: P385474
 CATALOG NUMBER: GWC-SA1A-730-U-T3-HSS

Iso-Footcandle Lines of Horizontal Illumination

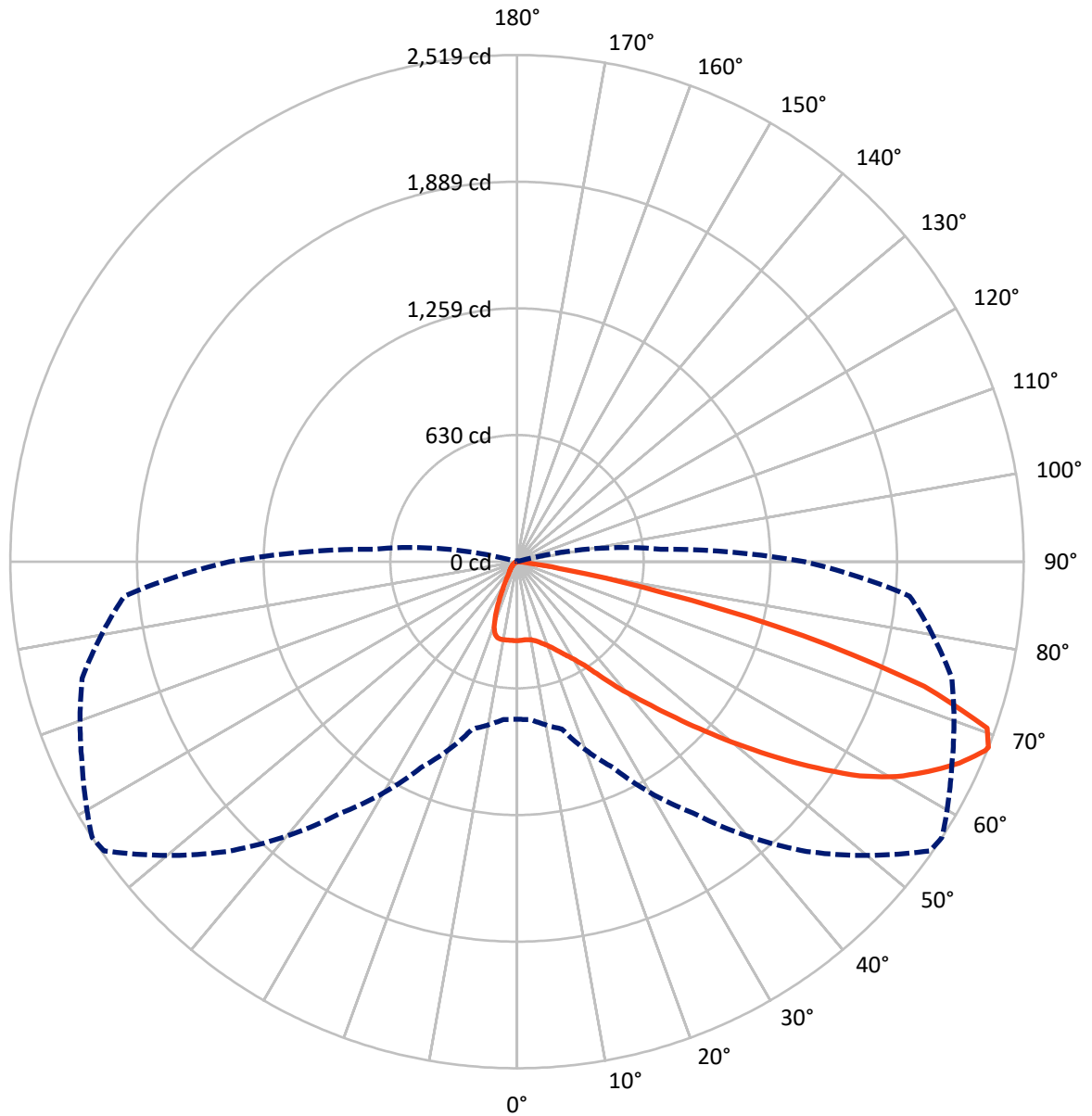
✕ Max cd
 - - - 1/2 Max cd



Based on 10 foot mounting height. Maximum calculated value = 5.1 fc
 Type III - Short - N/A

REPORT NUMBER: P385474
CATALOG NUMBER: GWC-SA1A-730-U-T3-HSS

Luminous Intensity Polar Plot



— Vertical Plane Through 57-Deg Lateral - - - Horizontal Cone Through 68-Deg Vertical

REPORT NUMBER: P385474

CATALOG NUMBER: GWC-SA1A-730-U-T3-HSS

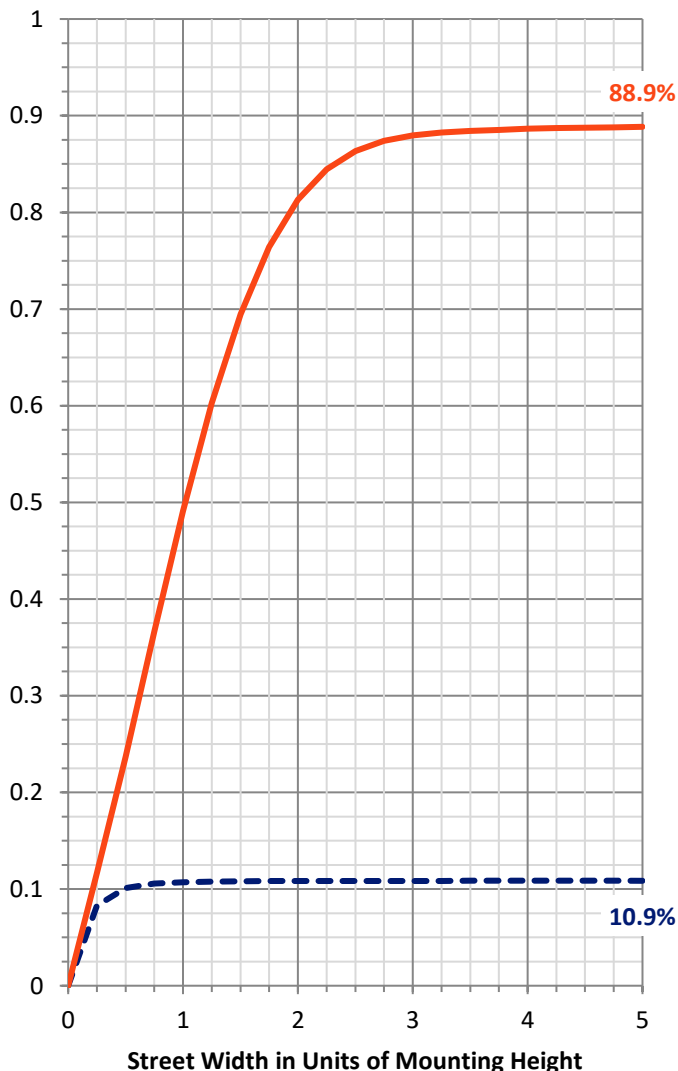
FLUX DISTRIBUTION:

		Downward	Upward	Total
House Side	Lumens	362.2	0.0	362.2
	% Fixture	11.0	0.0	11.0
Street Side	Lumens	2940.8	0.0	2940.8
	% Fixture	89.0	0.0	89.0
Total	Lumens	3303.0	0.0	3303.0
	% Fixture	100.0	0.0	100.0

ZONAL LUMENS:

Zone	Lumens	% Fixture
0°-10°	36.7	1.1
10°-20°	101.8	3.1
20°-30°	175.6	5.3
30°-40°	303.1	9.2
40°-50°	518.4	15.7
50°-60°	829.4	25.1
60°-70°	958.2	29.0
70°-80°	366.2	11.1
80°-90°	13.7	0.4
90°-100°	0.0	0.0
100°-110°	0.0	0.0
110°-120°	0.0	0.0
120°-130°	0.0	0.0
130°-140°	0.0	0.0
140°-150°	0.0	0.0
150°-160°	0.0	0.0
160°-170°	0.0	0.0
170°-180°	0.0	0.0
0°-90°	3303.0	100.0
0°-180°	3303.0	100.0

Coefficient of Utilization



REPORT NUMBER: P385474

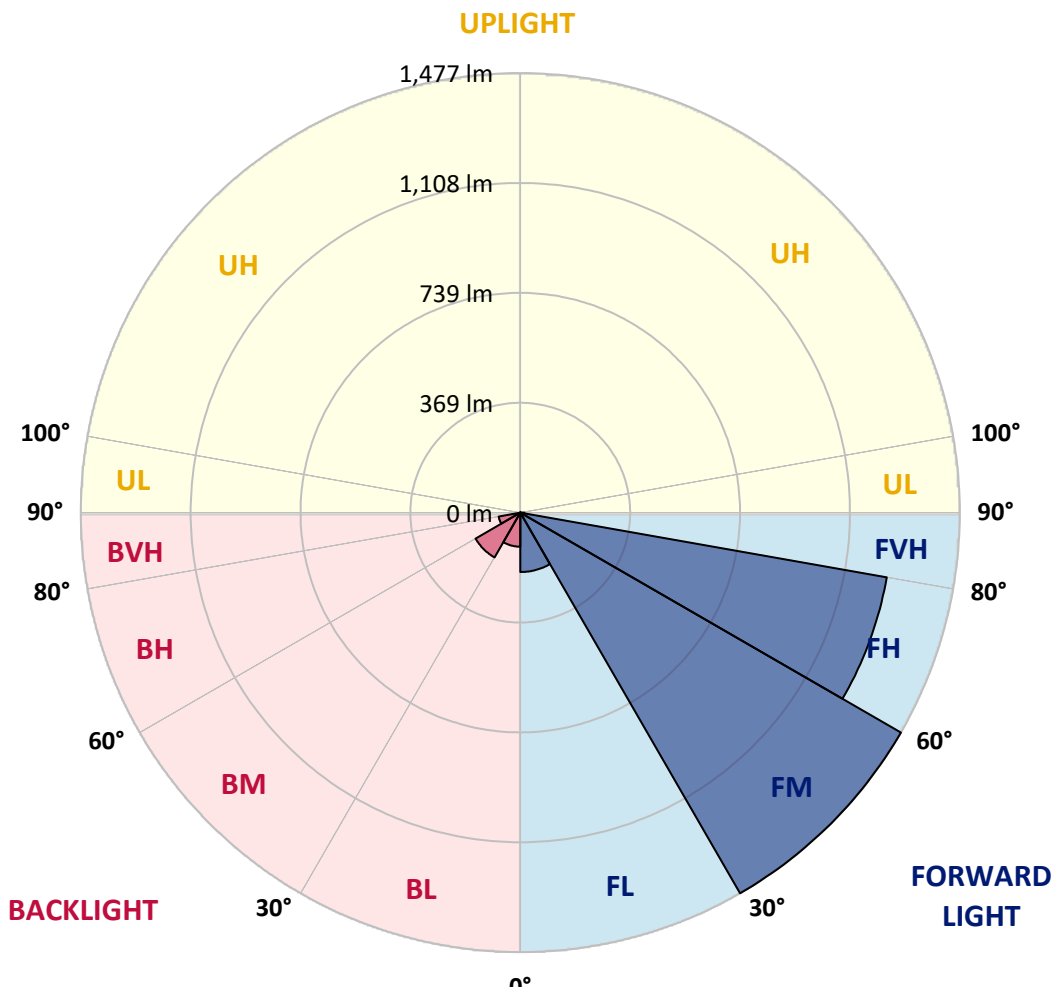
CATALOG NUMBER: GWC-SA1A-730-U-T3-HSS

LUMINAIRE CLASSIFICATION SYSTEM LUMEN TABLE AND BUG RATING:

Zone	Lumens	% Fixture	Zone Rating/Lumen Limit		
			B	U	G
FL (0°-30°)	199.6	6.0			
FM (30°-60°)	1477.1	44.7			
FH (60°-80°)	1250.6	37.9			G1/1800
FVH (80°-90°)	13.5	0.4			G1/100
BL (0°-30°)	114.5	3.5	B1/500		
BM (30°-60°)	173.7	5.3	B0/220		
BH (60°-80°)	73.8	2.2	B0/110		G0/110
BVH (80°-90°)	0.3	0.0			G0/10
UL (90°-100°)	0.0	0.0		U0/0	
UH (100°-180°)	0.0	0.0		U0/0	

BUG Rating: B1-U0-G1

Type III Short





REPORT NUMBER: P385474

CATALOG NUMBER: GWC-SA1A-730-U-T3-HSS

CANDELA DISTRIBUTION (FULL):

	0°	5°	15°	25°	35°	45°	55°	57°	65°	75°	85°
0°	392.5	392.5	392.5	392.5	392.5	392.5	392.5	392.5	392.5	392.5	392.5
2.5°	383.3	385.0	386.2	387.0	388.0	390.0	390.6	391.5	392.0	392.0	393.1
5°	368.1	370.0	372.6	374.8	379.2	384.8	388.9	390.5	393.3	395.8	397.2
7.5°	354.1	356.2	359.4	364.5	372.0	381.1	389.5	391.7	397.2	402.5	405.1
10°	345.0	346.7	350.8	358.1	368.0	380.6	392.5	395.1	404.5	413.4	418.4
12.5°	341.9	343.4	347.7	355.9	368.1	383.0	399.4	403.3	417.0	430.0	437.0
15°	346.4	346.7	351.3	359.1	371.1	388.7	410.8	415.4	432.8	449.6	458.4
17.5°	363.9	362.5	364.8	368.3	377.8	396.4	422.8	429.8	452.9	472.8	481.0
20°	407.6	407.6	402.3	393.0	393.1	408.3	439.0	447.0	475.3	498.2	505.7
22.5°	482.4	481.0	470.4	447.5	426.4	428.7	458.9	469.2	502.1	526.6	529.1
25°	572.4	570.7	554.3	522.0	485.4	461.8	485.7	497.6	534.1	555.8	550.7
27.5°	667.7	666.3	650.0	609.9	557.9	514.6	517.7	529.0	566.8	588.2	571.8
30°	760.0	760.4	744.4	703.1	644.2	581.9	558.3	564.9	598.5	620.2	596.8
32.5°	847.8	848.4	834.5	788.4	733.4	660.2	614.6	612.9	635.3	656.7	629.9
35°	926.0	927.6	918.0	882.3	824.0	747.3	687.5	683.4	687.7	711.9	680.6
37.5°	1001.4	1002.4	995.2	965.0	916.3	843.1	779.7	773.9	764.8	783.4	747.6
40°	1084.1	1081.7	1073.4	1046.1	1004.2	948.8	878.7	868.7	852.9	869.5	835.7
42.5°	1160.9	1158.2	1159.6	1128.7	1093.4	1057.5	994.1	976.9	967.7	986.8	943.8
45°	1256.9	1255.5	1260.2	1233.4	1204.8	1178.7	1126.4	1107.6	1103.6	1125.9	1074.5
47.5°	1351.7	1355.2	1369.7	1358.3	1346.8	1323.8	1266.5	1258.0	1260.5	1287.6	1212.4
50°	1430.8	1434.8	1474.7	1487.8	1504.5	1491.1	1433.6	1428.4	1438.3	1462.6	1360.8
52.5°	1487.9	1496.2	1545.7	1606.2	1667.1	1676.1	1618.8	1614.1	1627.4	1631.2	1475.4
55°	1527.6	1534.9	1591.0	1701.6	1825.6	1864.6	1829.0	1810.9	1808.4	1771.4	1596.0
57.5°	1534.6	1533.9	1614.4	1763.3	1949.9	2050.7	2028.2	2010.4	1959.1	1901.0	1734.2
60°	1495.0	1499.5	1593.0	1784.7	2028.0	2191.4	2193.1	2170.0	2090.2	2027.1	1868.2
62.5°	1372.8	1391.3	1485.8	1728.6	2027.1	2248.1	2314.0	2296.3	2200.9	2130.3	2004.1
65°	1174.8	1181.4	1271.5	1536.5	1890.1	2224.3	2422.8	2416.3	2300.7	2230.6	2073.9
67.5°	857.9	843.7	938.3	1209.9	1600.2	2086.0	2500.9	2509.2	2377.7	2251.2	1999.6
68°	782.9	787.2	860.9	1129.2	1524.3	2037.1	2506.1	2518.7	2385.4	2237.8	1959.0
70°	466.7	474.8	540.5	777.5	1159.6	1760.5	2450.5	2479.4	2339.8	2099.2	1694.4
72.5°	119.2	128.8	191.0	348.0	662.4	1240.4	2068.6	2117.5	2031.4	1703.0	1143.9
75°	49.0	51.5	68.3	114.6	246.8	558.8	1363.5	1468.1	1408.3	1019.6	517.0
77.5°	33.9	35.6	43.9	63.6	106.8	189.4	668.5	744.0	670.3	348.0	112.8
80°	24.4	25.8	31.4	42.3	61.4	67.6	217.9	251.9	200.1	76.4	28.0
82.5°	14.5	15.6	23.4	30.1	37.3	32.3	54.2	61.5	57.9	38.0	12.5
85°	7.2	8.4	15.8	21.6	20.1	13.6	16.6	18.4	22.8	23.1	6.7
87.5°	0.5	0.9	9.2	13.0	5.6	3.1	4.8	5.9	8.1	11.4	2.8
90°	0.0	0.0	0.0	0.0	0.0	0.0	0.0	0.0	0.0	0.0	0.0



REPORT NUMBER: P385474
 CATALOG NUMBER: GWC-SA1A-730-U-T3-HSS

CANDELA DISTRIBUTION (continued):

	90°	95°	105°	115°	125°	135°	145°	155°	165°	175°	180°
0°	392.5	392.5	392.5	392.5	392.5	392.5	392.5	392.5	392.5	392.5	392.5
2.5°	393.6	393.7	392.6	392.2	392.5	390.6	389.8	390.1	390.1	390.6	389.8
5°	397.5	397.5	395.6	393.1	391.7	388.1	385.8	385.1	384.7	384.4	383.7
7.5°	405.9	405.0	401.7	396.2	391.5	383.7	377.8	374.7	373.1	372.5	372.0
10°	419.5	417.8	412.3	402.2	391.4	377.5	364.5	355.3	347.7	344.5	342.7
12.5°	437.8	435.3	426.1	409.2	390.3	364.7	336.6	309.6	284.4	274.1	268.9
15°	458.9	455.3	440.7	415.1	383.9	335.8	274.7	227.4	192.6	179.5	173.8
17.5°	480.3	475.6	453.6	418.9	364.7	276.0	192.7	145.6	122.3	116.0	113.9
20°	501.8	494.9	464.6	416.1	321.3	199.0	127.1	106.4	99.6	97.8	97.1
22.5°	522.3	511.6	474.6	405.1	254.4	133.5	100.6	94.0	91.8	90.7	90.4
25°	540.1	525.2	483.4	371.4	180.1	100.9	90.6	88.4	85.6	83.6	83.7
27.5°	556.8	538.8	488.7	315.8	120.1	86.2	83.9	80.9	75.7	72.8	72.8
30°	576.9	556.9	492.6	243.0	88.4	76.2	74.3	69.8	62.8	58.9	58.9
32.5°	607.2	584.4	490.1	170.5	73.2	67.0	62.6	56.4	48.7	45.0	44.8
35°	653.6	626.9	472.3	111.8	64.7	58.3	51.2	43.6	36.9	33.7	33.6
37.5°	716.1	683.8	432.3	80.0	57.9	50.1	41.7	33.3	28.3	26.2	26.1
40°	797.1	749.8	375.1	64.8	51.7	42.3	32.2	25.8	22.3	20.8	20.9
42.5°	894.5	820.6	306.6	55.9	45.6	34.8	25.1	20.3	18.1	17.0	16.7
45°	1002.5	890.4	234.7	49.8	39.5	28.1	19.7	16.1	14.4	13.7	13.7
47.5°	1121.4	958.3	171.8	44.5	33.0	21.7	15.8	13.1	11.7	11.2	11.1
50°	1229.3	1005.5	123.9	38.9	27.0	17.2	12.8	10.9	10.0	9.4	9.4
52.5°	1319.3	1020.3	91.2	32.8	21.9	13.7	10.6	9.4	8.4	8.0	8.0
55°	1398.4	1014.2	67.8	27.0	17.6	11.2	9.1	8.0	7.2	6.7	6.7
57.5°	1474.4	994.6	50.6	22.0	14.2	9.1	7.7	6.7	5.9	5.6	5.6
60°	1536.4	961.8	37.6	17.8	11.4	7.3	6.4	5.5	4.8	4.4	4.4
62.5°	1586.6	925.5	27.6	14.7	9.1	5.8	5.0	4.5	3.6	3.1	3.1
65°	1587.0	865.4	20.8	12.2	7.0	4.5	3.7	3.6	2.3	1.9	1.7
67.5°	1472.2	746.1	15.9	10.5	5.5	3.4	2.8	3.0	1.2	0.8	0.6
68°	1430.5	715.8	15.0	10.3	5.2	3.3	2.7	3.0	1.1	0.6	0.5
70°	1206.0	569.4	12.0	10.0	4.5	2.5	2.2	3.0	0.9	0.5	0.3
72.5°	771.4	330.5	8.9	8.0	3.4	1.9	1.4	2.7	0.9	0.3	0.2
75°	328.3	102.5	6.1	5.6	2.0	1.4	0.9	1.7	0.6	0.2	0.0
77.5°	69.2	23.1	3.6	3.4	1.4	0.9	0.6	0.5	0.2	0.0	0.0
80°	17.8	6.7	1.9	1.7	0.8	0.5	0.3	0.0	0.0	0.0	0.0
82.5°	5.6	2.7	1.1	0.8	0.3	0.0	0.0	0.0	0.0	0.0	0.0
85°	2.8	1.6	0.6	0.3	0.0	0.0	0.0	0.0	0.0	0.0	0.0
87.5°	1.6	0.5	0.2	0.0	0.0	0.0	0.0	0.0	0.0	0.0	0.0
90°	0.0	0.0	0.0	0.0	0.0	0.0	0.0	0.0	0.0	0.0	0.0

Signify Classified - Internal
Cooper Lighting Solutions Photometric Lab
1121 Highway 74 South
Peachtree City, GA 30269

Scaled Data Report



Report Generated By 670245982

Signify Classified - Internal
Cooper Lighting Solutions Photometric Lab
1121 Highway 74 South
Peachtree City, GA 30269

Scaled Data Report



Signify Classified - Internal
Cooper Lighting Solutions Photometric Lab
1121 Highway 74 South
Peachtree City, GA 30269

Scaled Data Report



Signify Classified - Internal
Cooper Lighting Solutions Photometric Lab
1121 Highway 74 South
Peachtree City, GA 30269

Scaled Data Report



Signify Classified - Internal
Cooper Lighting Solutions Photometric Lab
1121 Highway 74 South
Peachtree City, GA 30269

Scaled Data Report



--- HS — SS

Signify Classified - Internal
Cooper Lighting Solutions Photometric Lab
1121 Highway 74 South
Peachtree City, GA 30269

Scaled Data Report



u

Signify Classified - Internal
Cooper Lighting Solutions Photometric Lab
1121 Highway 74 South
Peachtree City, GA 30269

Scaled Data Report



Signify Classified - Internal
Cooper Lighting Solutions Photometric Lab
1121 Highway 74 South
Peachtree City, GA 30269

Scaled Data Report



(END OF REPORT)